


Product Name: ROSEWOOD HIGH GLOSS MALTESE CROSS PLAQUE Scale 100%

Product Model: J-PSH20

Product Size: 10.00" x 10.00" x .75"



Artwork Information:


All artwork must be in vector format (AI, EPS, PDF is recommended) (send AI in version CS5 or lower)
For sand etching, if fonts are under 12 pt font and lines less than 1 pt thickness
we cannot guarantee clean etching so please contact us if smaller font or line thickness is needed.
Any Logos and Text must be black & white line art only, no colors or grays can be etched.

Please see more art guidelines under Artwork Details tab for each product.

Product Name: ROSEWOOD HIGH GLOSS MALTESE CROSS PLAQUE Scale 100%

Product Model: J-PSH22

Product Size: 12.00" x 12.00 x .75"



Artwork Information:


All artwork must be in vector format (AI, EPS, PDF is recommended) (send AI in version CS5 or lower)
For sand etching, if fonts are under 12 pt font and lines less than 1 pt thickness
we cannot guarantee clean etching so please contact us if smaller font or line thickness is needed.
Any Logos and Text must be black & white line art only, no colors or grays can be etched.

Please see more art guidelines under Artwork Details tab for each product.

Product Name: ROSEWOOD HIGH GLOSS MALTESE CROSS PLAQUE Scale 100%

Product Model: J-PSH24

Product Size: 14.00" x 14.00 x .75"



Artwork Information:

All artwork must be in vector format (AI, EPS, PDF is recommended) (send AI in version CS5 or lower)
For sand etching, if fonts are under 12 pt font and lines less than 1 pt thickness
we cannot guarantee clean etching so please contact us if smaller font or line thickness is needed.
Any Logos and Text must be black & white line art only, no colors or grays can be etched.

Please see more art guidelines under Artwork Details tab for each product.